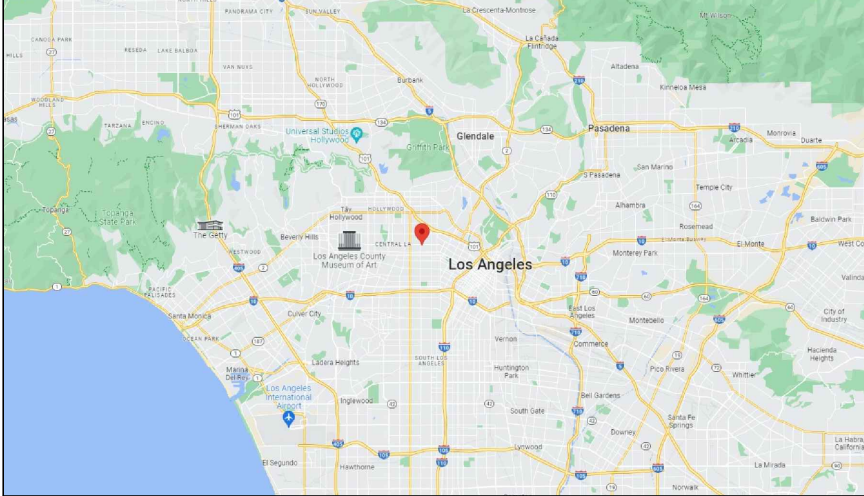



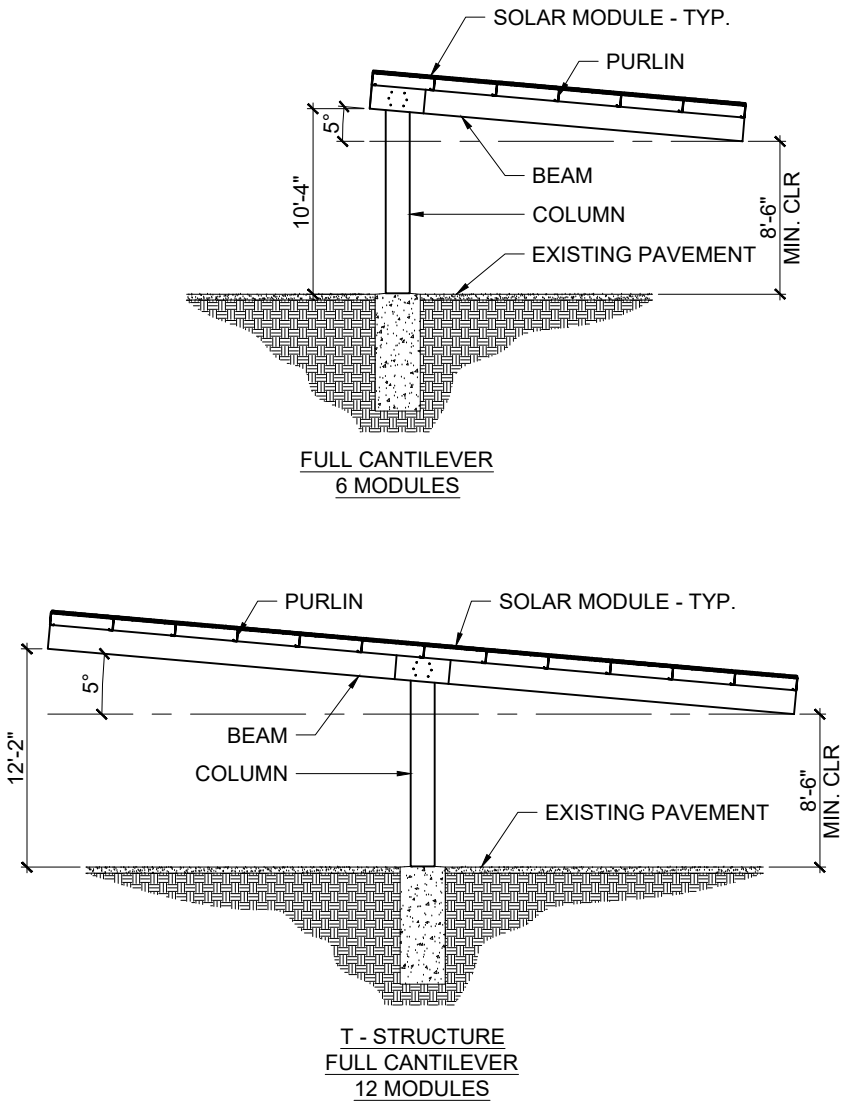
PROJECT DATA

PROJECT DATA:
 MODULE: (444) HANWHA Q.CELL Q.PEAK DUO BLK ML-G10+400, 400 W
 SYSTEM CAPACITY: 177.600 kW-DC

VICINITY MAP



TYPICAL CARPORT STRUCTURE



CONTRACTOR'S LOGO

CONTRACTOR'S LICENSE NUMBER OR STAMP

| NO. | REVISION DESCRIPTION | DATE |
|------|----------------------|----------|
| A-X1 | RELEASED | 07/27/23 |
| | | |
| | | |
| | | |
| | | |
| | | |

PROJECT NAME

OWNER

ADDRESS

PROJECT ID:

SYSTEM SIZE

177.600 kW-DC

DRAWN BY EP-HT

APPROVED BY

SCALE 1" = 30'

SHEET TITLE

SITE PLAN

SHEET NO. **SP1**